

To print: Select **File** and then **Print** from your browser's menu.









Thu 11/03 4:31p ET








RotoGuru Invitational Football Challenge

Player Listing





LB PLAYERS (ALL) - RANKING ON STATS FOR THE LAST 8 WEEKS.

Avl	Rank		Usage		Player, Team	Opp	Inj	Tkl	Ast	Sack	PD	Int		Fumble			Points		GP	Avg	Total	Last
	All	Pos	Own	Start								Int	TD	FF	FR	TD	GP	Avg				
no	42	1	80%	69%	Thomas Z, MIA	ATL		58	30	2.0	1	0	0	3	0	0	7	12.29	86.00	2.00		
no	54	2	71%	44%	Vilma J, NYJ	SD		62	20	0.0	3	1	0	1	0	0	7	11.43	80.00	0.00		
no	57	3	84%	73%	Edwards D, SD	@NYJ		61	23	1.0	7	2	0	1	0	0	8	11.31	90.50	8.00		
no	60	4	64%	38%	June C, IND	@NE	P	37	16	0.0	6	5	2	0	0	0	7	11.14	78.00	0.00		
no	99	11	57%	47%	Trotter J, PHI	@WAS	P	45	6	1.0	7	1	0	2	0	0	6	10.83	65.00	10.50		
no	67	5	82%	71%	Urlacher B, CHI	@NO		46	15	6.0	0	0	0	1	0	0	7	10.50	73.50	10.00		
no	69	6	64%	54%	Pierce A, NYG	@SF		51	10	0.5	9	2	0	0	0	0	7	10.36	72.50	14.00		
WW	286	45	14%	8%	Haggans C, PIT	@GB	P	19	6	4.0	1	0	0	3	0	0	4	10.25	41.00	8.00		
no	82	7	52%	40%	Dansby K, ARI	SEA	P	34	10	3.0	3	2	1	2	1	0	7	9.71	68.00	4.50		
no	85	8	51%	42%	Davis A, CLE	TEN		47	31	1.0	2	0	0	0	0	0	7	9.64	67.50	11.50		
no	85	8	35%	17%	Williams D, ATL	@MIA		46	14	3.0	2	1	0	0	0	0	7	9.57	67.00	0.00		
no	93	10	68%	54%	Barnett N, GB	PIT		42	24	0.0	1	1	1	1	0	0	7	9.43	66.00	10.00		
no	99	11	40%	34%	Thurman O, CIN	@BAL		35	13	1.0	6	4	1	3	0	0	8	9.31	74.50	10.50		
no	108	13	62%	47%	Peterson M, JAC	HOU		41	14	1.0	4	2	0	1	1	0	7	9.14	64.00	13.00		
no	110	14	63%	30%	Brooking K, ATL	@MIA		40	14	2.0	3	2	0	0	1	0	7	9.00	63.00	0.00		
YES	114	15	29%	21%	Vrabel M, NE	IND		36	14	2.5	3	1	1	0	0	0	7	8.93	62.50	15.50		
no	119	16	79%	66%	Bulluck K, TEN	@CLE		51	15	2.0	3	0	0	1	1	0	8	8.81	70.50	5.00		
no	122	17	48%	31%	Quarles S, TB	CAR		42	7	1.0	2	0	0	3	0	0	7	8.50	59.50	2.50		
no	188	26	78%	29%	Lewis R, BAL	CIN	O	38	8	1.0	2	1	0	0	1	0	6	8.50	51.00	0.00		
YES	278	42	3%	0%	Ulbrich J, SF	NYG	IR	32	10	0.0	3	0	0	1	0	0	5	8.40	42.00	0.00		
no	130	18	49%	36%	Johnson D, KC	OAK		45	8	1.0	1	0	0	2	1	0	7	8.29	58.00	8.00		
no	135	19	67%	50%	Farrior J, PIT	@GB	P	38	25	1.0	2	0	0	1	0	0	7	8.21	57.50	7.50		
no	151	20	43%	23%	Morgan D, CAR	@TB		35	14	3.5	2	0	0	0	1	0	7	7.93	55.50	6.00		
no	157	21	26%	17%	Clark D, OAK	@KC		39	15	1.0	5	0	0	0	0	0	7	7.79	54.50	13.50		
YES	166	22	29%	10%	Brackett G, IND	@NE		37	15	0.0	3	2	0	0	0	0	7	7.64	53.50	0.00		





<u>YES</u>	166	22	8%	6%	<u>Marshall L, WAS</u>	<u>PHI</u>	38	11	2.0	1	1	0	0	0	0	7	7.64	53.50	11.50	
<u>no</u>	249	37	7%	3%	<u>Crowell A, BUF</u>	bye	31	14	2.0	1	1	0	2	0	0	7	7.43	52.00	5.50	
<u>no</u>	176	24	40%	31%	<u>Briggs L, CHI</u>	@ <u>NO</u>	30	9	2.0	5	1	0	1	1	0	7	7.36	51.50	6.00	
<u>no</u>	176	24	21%	14%	<u>Smith D, SF</u>	<u>NYG</u>	34	9	0.0	4	1	0	0	0	1	7	7.36	51.50	5.50	
<u>YES</u>	354	60	3%	1%	<u>Emmons C, NYG</u>	@ <u>SF</u>		24	8	0.0	5	1	0	0	0	0	5	7.20	36.00	0.00
<u>no</u>	195	27	18%	12%	<u>Holmes E, DET</u>	@ <u>MIN</u>	39	12	0.0	1	0	0	2	0	0	7	7.14	50.00	9.00	
<u>YES</u>	195	27	6%	4%	<u>Mitchell K, KC</u>	<u>OAK</u>	40	8	0.0	5	0	0	0	1	0	7	7.14	50.00	10.00	
<u>WW</u>	195	27	13%	9%	<u>Morrison K, OAK</u>	@ <u>KC</u>	38	20	0.0	1	0	0	0	1	0	7	7.14	50.00	5.50	
<u>no</u>	195	27	11%	4%	<u>Tatupu L, SEA</u>	@ <u>ARI</u>	35	9	2.0	1	1	0	0	0	0	7	7.07	49.50	0.00	
<u>no</u>	195	27	31%	14%	<u>Wilson A, DEN</u>	bye	41	5	1.0	5	0	0	2	1	0	8	7.06	56.50	3.00	
<u>YES</u>	209	32	15%	10%	<u>Bailey B, DET</u>	@ <u>MIN</u>	28	12	1.0	3	1	1	0	0	0	7	7.00	49.00	3.50	
<u>YES</u>	209	32	10%	6%	<u>Greenwood M, HOU</u>	@ <u>JAC</u>	37	16	0.0	3	0	0	0	1	0	7	7.00	49.00	7.00	
<u>YES</u>	219	34	10%	7%	<u>Kassell B, TEN</u>	@ <u>CLE</u>	36	11	0.0	3	1	1	1	0	0	8	6.94	55.50	4.50	
<u>no</u>	286	45	34%	18%	<u>Witherspoon W, CAR</u>	@ <u>TB</u>	28	6	1.0	4	1	0	0	0	0	6	6.83	41.00	8.00	
<u>YES</u>	446	75	28%	10%	<u>Nguyen D, DAL</u>	bye	22	4	1.0	3	1	0	0	1	0	5	6.80	34.00	1.00	
<u>no</u>	234	35	57%	36%	<u>Brooks D, TB</u>	<u>CAR</u>		30	10	1.0	6	1	0	0	0	0	7	6.71	47.00	7.50
<u>YES</u>	240	36	19%	13%	<u>Washington M, WAS</u>	<u>PHI</u>	35	13	1.0	0	0	0	1	0	0	7	6.64	46.50	5.00	
<u>YES</u>	249	37	10%	7%	<u>Thomas A, BAL</u>	<u>CIN</u>	27	5	3.0	3	1	0	0	1	0	7	6.50	45.50	6.50	
<u>YES</u>	697	111	22%	11%	<u>Spikes T, BUF</u>	bye		11	6	1.0	0	0	0	1	0	0	3	6.33	19.00	0.00
<u>YES</u>	261	39	40%	22%	<u>Suggs T, BAL</u>	<u>CIN</u>	22	14	2.0	4	1	0	1	0	0	7	6.29	44.00	6.50	
<u>YES</u>	261	39	8%	3%	<u>Gold I, DEN</u>	bye	37	6	1.0	2	0	0	2	1	0	8	6.25	50.00	10.00	
<u>YES</u>	523	89	4%	1%	<u>Seau J, MIA</u>	<u>ATL</u>		16	12	1.0	0	0	0	0	0	0	4	6.25	25.00	0.00
<u>WW</u>	267	41	56%	28%	<u>Fletcher L, BUF</u>	bye	32	23	1.0	1	0	0	0	2	0	8	6.19	49.50	1.50	
<u>YES</u>	323	55	5%	4%	<u>Godfrey R, SD</u>	@ <u>NYJ</u>		30	12	1.0	1	0	0	1	1	0	7	6.14	43.00	0.00
<u>YES</u>	278	42	12%	7%	<u>Ayodele A, JAC</u>	<u>HOU</u>	28	10	1.0	1	0	0	2	1	0	7	6.00	42.00	4.50	
<u>YES</u>	278	42	1%	0%	<u>Thompson C, CLE</u>	<u>TEN</u>	24	12	2.0	1	0	0	2	1	0	7	6.00	42.00	10.00	
<u>YES</u>	446	75	6%	1%	<u>Wong K, HOU</u>	@ <u>JAC</u>		21	12	1.0	0	0	0	0	0	0	5	6.00	30.00	0.00
<u>YES</u>	286	45	1%	0%	<u>Smith D, JAC</u>	<u>HOU</u>	33	9	0.0	1	1	0	0	0	0	7	5.93	41.50	7.00	
<u>no</u>	354	60	10%	4%	<u>Cowart S, MIN</u>	<u>DET</u>	29	5	1.0	1	0	0	0	0	0	6	5.92	35.50	7.50	
<u>YES</u>	286	45	5%	2%	<u>Jones D, PHI</u>	@ <u>WAS</u>	32	6	0.0	3	1	0	0	0	0	7	5.86	41.00	3.50	
<u>YES</u>	298	49	7%	3%	<u>Tinoisamoa P, STL</u>	bye	32	15	1.0	4	0	0	0	0	0	8	5.81	46.50	3.00	
<u>YES</u>	298	49	20%	13%	<u>Porter J, PIT</u>	@ <u>GB</u>		18	7	4.0	2	0	0	2	1	0	7	5.79	40.50	5.50
<u>YES</u>	298	49	3%	1%	<u>Harrison J, PIT</u>	@ <u>GB</u>		23	5	3.0	3	1	0	0	0	0	7	5.77	40.42	3.00

YES	304	52	4%	2%	Taylor B, CLE	TEN	32	12	0.0	2	0	0	0	0	0	7	5.71	40.00	1.50	
YES	304	52	11%	3%	Thornton D, IND	@NE	29	8	2.0	1	0	0	0	0	0	7	5.71	40.00	0.00	
YES	316	54	1%	1%	Greisen N, NYG	@SF	24	13	0.0	1	0	0	3	2	0	7	5.64	39.50	5.50	
YES	395	66	27%	12%	Peterson J, SF	NYG	18	7	2.5	2	0	0	0	1	0	6	5.33	32.00	4.50	
YES	342	56	3%	2%	Foote L, PIT	@GB		28	15	0.0	0	0	0	0	1	0	7	5.21	36.50	6.50
YES	342	56	1%	1%	Hobson V, NYJ	SD	27	17	0.0	0	0	0	0	1	0	7	5.21	36.50	0.00	
YES	342	56	0%	0%	Lewis D, SEA	@ARI		28	11	0.0	1	0	0	1	0	0	7	5.21	36.50	0.00
YES	342	56	16%	11%	Simmons B, CIN	@BAL	24	15	1.0	2	1	0	1	0	0	8	5.19	41.50	4.00	
YES	354	60	14%	7%	McGinest W, NE	IND		24	4	2.5	2	0	0	0	0	0	7	5.07	35.50	5.00
YES	370	63	0%	0%	James B, DAL	bye	30	7	1.5	2	0	0	0	0	0	8	5.00	40.00	7.00	
YES	380	64	4%	1%	Colvin R, NE	IND	13	7	4.0	2	0	0	1	1	0	7	4.79	33.50	11.50	
YES	380	64	0%	0%	Nece R, TB	CAR	23	15	1.0	0	0	0	0	0	0	7	4.79	33.50	4.50	
YES	460	80	2%	1%	Henderson E, MIN	DET	22	6	0.0	1	0	0	1	0	0	6	4.75	28.52	4.00	
YES	395	66	2%	1%	Adams K, PHI	@WAS	30	3	0.0	1	0	0	0	0	0	7	4.64	32.50	5.50	
YES	395	66	36%	15%	Sharper J, SEA	@ARI	27	7	0.0	0	0	0	1	0	0	7	4.64	32.50	0.00	
YES	395	66	3%	1%	Beisel M, NE	IND	22	14	0.0	1	0	0	1	0	0	7	4.57	32.00	2.50	
YES	395	66	0%	0%	Brown M, NYJ	SD	17	19	0.5	1	1	0	0	0	0	7	4.57	32.00	0.00	
YES	-	175	25%	13%	Bruschi T, NE	IND		2	5	0.0	0	0	0	0	0	0	1	4.50	4.50	4.50
YES	418	71	6%	4%	Merriman S, SD	@NYJ	15	4	4.0	3	0	0	2	0	0	8	4.50	36.00	12.50	
YES	660	107	10%	3%	Barton E, NYJ	SD		13	8	0.0	1	0	0	0	0	0	4	4.50	18.00	0.00
YES	418	71	16%	7%	Williams D, DEN	bye	19	9	0.0	1	0	0	1	0	0	8	4.46	35.66	5.00	
YES	428	73	2%	0%	Watson C, NO	CHI	27	9	1.0	1	0	0	0	0	0	8	4.44	35.50	1.50	
YES	428	73	1%	0%	Crowder C, MIA	ATL	21	16	0.0	1	0	0	0	1	0	7	4.43	31.00	5.50	
YES	491	84	0%	0%	Sirmon P, TEN	@CLE		20	12	1.0	1	0	0	0	1	0	7	4.43	31.00	1.50
YES	513	88	3%	1%	Brown C, NE	IND	23	6	0.0	0	0	0	0	0	0	6	4.33	26.00	0.00	
WW	446	75	19%	7%	Ware D, DAL	bye	19	5	4.0	1	0	0	0	0	0	8	4.31	34.50	2.00	
YES	446	75	0%	0%	Lenon P, GB	PIT	16	10	2.0	1	0	0	1	0	0	7	4.29	30.00	7.00	
YES	506	87	15%	7%	Foley S, SD	@NYJ		16	7	2.5	3	0	0	0	0	0	7	4.29	30.00	0.00
YES	909	144	0%	0%	Towns L, ARI	SEA	8	1	0.0	0	0	0	0	0	0	2	4.25	8.50	0.00	
YES	453	79	3%	1%	Polley T, BAL	CIN	21	5	2.0	0	0	0	0	0	0	7	4.21	29.50	8.00	
YES	460	80	3%	1%	Coakley D, STL	bye	24	8	1.0	0	0	0	1	0	0	8	4.13	33.00	2.50	
YES	460	80	1%	0%	Hillenmeyer H, CHI	@NO	21	13	0.0	1	0	0	0	0	0	7	4.07	28.50	7.00	
YES	477	83	0%	0%	Moore B, SF	NYG	15	4	2.0	1	1	0	0	1	0	7	4.00	28.00	5.50	

YES	614	104	5%	1%	Hartwell E, ATL	@MIA	IR	16	6	0.0	1	0	0	0	0	0	5	4.00	20.00	0.00
YES	491	84	0%	0%	Torbor R, NYG	@SF		16	5	0.0	3	1	0	1	1	0	7	3.93	27.50	4.50
YES	491	84	1%	0%	Thomas R, GB	PIT	Q	24	6	0.0	0	0	0	0	0	0	7	3.86	27.00	1.00
YES	523	89	3%	1%	Claiborne C, STL	bye		24	3	0.5	0	0	0	1	0	0	8	3.63	29.00	9.50
YES	523	89	0%	0%	Peek A, HOU	@JAC		11	8	2.0	1	0	0	1	1	0	7	3.57	25.00	2.50
YES	523	89	0%	0%	Bockwoldt C, NO	CHI		21	15	0.0	0	0	0	0	0	0	8	3.56	28.50	2.00
YES	535	93	0%	0%	Leber B, SD	@NYJ		18	4	2.0	1	0	0	0	1	0	8	3.50	28.00	0.00
YES	600	102	0%	0%	Hill L, SEA	@ARI		13	4	2.0	0	0	0	0	0	0	6	3.50	21.00	0.00
YES	542	94	1%	0%	Johnson L, CIN	@BAL		21	10	0.0	1	0	0	0	0	0	8	3.38	27.00	7.50
YES	542	94	0%	0%	Shanle S, DAL	bye		20	5	1.5	0	0	0	0	0	0	8	3.38	27.00	2.50
YES	542	94	0%	0%	Huff O, ARI	SEA		17	7	1.0	0	0	0	0	0	0	7	3.36	23.50	2.00
YES	557	97	0%	0%	Posey J, BUF	bye		18	12	0.0	2	0	0	0	0	0	8	3.25	26.00	5.00
YES	568	98	3%	0%	Harris N, MIN	DET	P	14	7	1.0	2	0	0	0	0	0	7	3.21	22.50	5.00
YES	568	98	1%	0%	Polk D, HOU	@JAC		18	9	0.0	0	0	0	0	0	0	7	3.21	22.50	8.00
YES	720	117	3%	1%	Darling J, ARI	SEA		13	4	0.0	1	0	0	0	0	0	5	3.20	16.00	3.00
YES	568	98	0%	0%	Hodge S, NO	CHI		21	7	0.0	1	0	0	0	0	0	8	3.19	25.50	9.50
YES	732	118	1%	1%	Thomas D, MIN	DET		14	3	0.0	0	0	0	0	0	0	5	3.15	15.74	0.00
YES	732	118	3%	1%	Lehman T, DET	@MIN	Q	8	5	0.0	2	1	0	0	0	0	5	3.10	15.50	2.00
YES	580	101	7%	2%	Bell K, KC	OAK		18	4	0.5	0	0	0	0	0	0	7	3.07	21.50	3.50
YES	-	194	0%	0%	Farwell H, MIN	DET		3	0	0.0	0	0	0	0	0	0	1	3.00	3.00	3.00
YES	600	102	0%	0%	Short B, CAR	@TB		16	10	0.0	0	0	0	0	0	0	7	3.00	21.00	1.50
YES	614	104	0%	0%	Newman K, MIN	DET		13	4	0.0	1	1	0	0	1	0	7	2.86	20.00	2.50
YES	775	126	25%	9%	Arrington L, WAS	PHI		12	3	0.0	0	0	0	0	0	0	5	2.70	13.50	3.50
YES	775	126	3%	2%	Winborn J, JAC	HOU		10	5	0.0	1	0	0	0	0	0	5	2.70	13.50	0.00
YES	647	106	0%	0%	Chillar B, STL	bye		18	5	0.0	1	0	0	0	0	0	8	2.69	21.50	3.00
YES	660	107	0%	0%	Boley M, ATL	@MIA		14	5	0.0	0	0	0	1	0	0	7	2.64	18.50	0.00
YES	732	118	0%	0%	Poppinga B, GB	PIT		11	3	1.0	0	0	0	0	0	0	6	2.58	15.50	2.00
YES	660	107	0%	0%	Singleton A, DAL	bye	IR	13	5	0.0	2	1	0	0	0	0	8	2.56	20.50	1.00
YES	679	110	0%	0%	McKinnon R, NO	CHI		17	6	0.0	0	0	0	0	0	0	8	2.50	20.00	7.50
YES	697	111	4%	3%	Fujita S, DAL	bye		13	3	1.0	0	0	0	1	0	0	8	2.44	19.50	5.50
YES	697	111	1%	0%	Davis J, DET	@MIN		13	7	0.0	0	0	0	0	0	0	7	2.36	16.50	1.00
YES	697	111	0%	0%	Orr S, HOU	@JAC		8	5	1.0	1	0	0	1	0	0	7	2.36	16.50	2.00
YES	697	111	1%	0%	Ruff O, CLE	TEN		11	9	0.0	0	0	0	0	1	0	7	2.36	16.50	1.00
YES	697	111	0%	0%	Scott B, BAL	CIN		12	5	0.0	0	0	0	1	0	0	7	2.36	16.50	4.50

<u>YES</u>	747	123	3%	1%	<u>Pollack D, CIN</u>	@BAL		12	1	1.0	1	0	0	0	0	0	7	2.36	16.50	0.00
<u>YES</u>	998	163	0%	0%	<u>Slaughter T, NO</u>	CHI		7	0	0.0	0	0	0	0	0	0	3	2.33	7.00	0.00
<u>YES</u>	-	175	0%	0%	<u>Maxwell J, SF</u>	NYG		4	1	0.0	0	0	0	0	0	0	2	2.25	4.50	3.00
<u>YES</u>	732	118	0%	0%	<u>Cooper M, TB</u>	CAR		11	3	1.0	0	0	0	0	0	0	7	2.21	15.50	1.00
<u>YES</u>	732	118	2%	1%	<u>Simoneau M, PHI</u>	@WAS		13	3	0.0	1	0	0	0	0	0	7	2.21	15.50	0.50
<u>YES</u>	829	134	0%	0%	<u>Stewart M, CLE</u>	TEN		8	2	0.0	0	0	0	1	0	0	5	2.20	11.00	1.00
<u>YES</u>	747	123	0%	0%	<u>Anderson C, HOU</u>	@JAC		9	2	1.0	2	0	0	0	0	0	7	2.14	15.00	2.00
<u>YES</u>	-	170	0%	0%	<u>Harris M, SD</u>	@NYJ		2	0	1.0	1	0	0	0	0	0	3	2.00	6.00	1.00
<u>YES</u>	-	175	3%	0%	<u>Diggs N, GB</u>	PIT		4	0	0.0	0	0	0	0	0	0	2	2.00	4.00	0.00
<u>YES</u>	763	125	0%	0%	<u>Holdman W, WAS</u>	PHI		11	4	0.0	1	0	0	0	0	0	7	2.00	14.00	1.00
<u>YES</u>	775	126	1%	1%	<u>Kacyvenski I, SEA</u>	@ARI		11	1	0.0	0	0	0	1	0	0	7	1.93	13.50	0.00
<u>YES</u>	775	126	0%	0%	<u>Smith R, MIN</u>	DET		12	3	0.0	0	0	0	0	0	0	7	1.93	13.50	3.00
<u>YES</u>	775	126	0%	0%	<u>Boiman R, TEN</u>	@CLE		12	6	0.0	0	0	0	0	0	0	8	1.88	15.00	2.00
<u>YES</u>	775	126	0%	0%	<u>Spragan D, MIA</u>	ATL		11	4	0.0	0	0	0	0	0	0	7	1.86	13.00	0.00
<u>YES</u>	795	132	0%	0%	<u>Reynolds R, TEN</u>	@CLE		9	4	0.0	0	0	0	0	0	0	8	1.75	14.00	0.50
<u>YES</u>	816	133	0%	0%	<u>Cooper S, SD</u>	@NYJ		9	6	0.5	0	0	0	0	0	0	8	1.69	13.50	8.00
<u>YES</u>	998	163	0%	0%	<u>O'Neil K, IND</u>	@NE		4	1	0.0	0	0	0	1	0	0	4	1.63	6.50	0.00
<u>YES</u>	933	147	0%	0%	<u>Labinjo M, PHI</u>	@WAS		6	0	0.0	0	0	0	1	0	0	5	1.60	8.00	0.00
<u>YES</u>	829	134	0%	0%	<u>Frazier A, PIT</u>	@GB		6	0	1.0	0	0	0	1	0	0	7	1.57	11.00	2.00
<u>YES</u>	829	134	0%	0%	<u>Green R, BAL</u>	CIN		3	2	2.0	0	0	0	0	1	0	7	1.57	11.00	1.50
<u>YES</u>	-	175	0%	0%	<u>Allen J, NO</u>	CHI		4	1	0.0	0	0	0	0	0	0	3	1.50	4.50	0.00
<u>YES</u>	-	175	1%	0%	<u>Babin J, HOU</u>	@JAC		2	5	0.0	0	0	0	0	0	0	3	1.50	4.50	0.50
<u>YES</u>	-	194	0%	0%	<u>Fox K, KC</u>	OAK		3	0	0.0	0	0	0	0	0	0	2	1.50	3.00	0.00
<u>YES</u>	846	137	0%	0%	<u>Izzo L, NE</u>	IND		10	1	0.0	0	0	0	0	0	0	7	1.50	10.50	0.00
<u>YES</u>	933	147	0%	0%	<u>Clemons C, WAS</u>	PHI		2	1	1.0	0	0	0	1	0	0	5	1.50	7.50	7.00
<u>YES</u>	866	138	0%	0%	<u>Evans T, HOU</u>	@JAC		5	2	0.0	1	1	0	0	0	0	7	1.43	10.00	2.00
<u>YES</u>	866	138	0%	0%	<u>Scanlon R, KC</u>	OAK		9	2	0.0	0	0	0	0	0	0	7	1.43	10.00	1.50
<u>YES</u>	973	159	0%	0%	<u>Rasheed S, SF</u>	NYG		6	2	0.0	0	0	0	0	0	0	5	1.40	7.00	0.00
<u>YES</u>	866	138	0%	0%	<u>Stamer J, BUF</u>	bye		9	4	0.0	0	0	0	0	0	0	8	1.38	11.00	1.50
<u>YES</u>	866	138	0%	0%	<u>Ayanbadejo B, CHI</u>	@NO		7	1	0.0	0	0	0	1	0	0	7	1.36	9.50	1.00
<u>YES</u>	866	138	1%	0%	<u>Ruud B, TB</u>	CAR		8	1	0.0	0	0	0	0	1	0	7	1.36	9.50	1.00
<u>YES</u>	909	144	0%	0%	<u>Navies H, CIN</u>	@BAL		6	1	0.0	0	0	0	1	1	0	7	1.36	9.50	1.50
<u>YES</u>	-	175	0%	0%	<u>Leake J, ATL</u>	@MIA		4	0	0.0	0	0	0	0	0	0	3	1.33	4.00	0.00

<u>YES</u>	933	147	0%	0%	<u>Bentley K, SEA</u>	@ARI	6	2	0.0	1	0	0	0	0	0	6	1.33	8.00	0.00	
<u>YES</u>	933	147	0%	0%	<u>Cole T, PHI</u>	@WAS	7	2	0.0	0	0	0	0	0	0	6	1.33	8.00	3.00	
<u>YES</u>	933	147	0%	0%	<u>Manning R, GB</u>	PIT	5	6	0.0	0	0	0	0	0	0	6	1.33	8.00	0.00	
<u>YES</u>	-	175	0%	0%	<u>Fincher A, NO</u>	CHI	5	0	0.0	0	0	0	0	0	0	4	1.25	5.00	0.00	
<u>YES</u>	-	194	0%	0%	<u>Jackson A, NYG</u>	@SF	2	1	0.0	0	0	0	0	0	0	2	1.25	2.50	0.50	
<u>YES</u>	891	143	0%	0%	<u>Burns K, DEN</u>	bye	9	2	0.0	0	0	0	0	0	0	8	1.25	10.00	0.50	
<u>YES</u>	933	147	2%	0%	<u>Boulware P, BAL</u>	CIN	2	2	1.5	0	0	0	0	0	0	6	1.25	7.50	2.00	
<u>YES</u>	909	144	0%	0%	<u>Wilhelm M, SD</u>	@NYJ	8	3	0.0	0	0	0	0	0	0	8	1.19	9.50	2.50	
<u>YES</u>	973	159	0%	0%	<u>Ciurciu V, CAR</u>	@TB	5	2	0.0	1	0	0	0	0	0	6	1.17	7.00	2.00	
<u>YES</u>	933	147	0%	0%	<u>Davis D, NE</u>	IND	5	6	0.0	0	0	0	0	0	0	7	1.14	8.00	2.50	
<u>YES</u>	-	175	0%	0%	<u>Seward A, CAR</u>	@TB	IR	4	1	0.0	0	0	0	0	0	4	1.13	4.50	0.00	
<u>YES</u>	933	147	0%	0%	<u>Curry D, DET</u>	@MIN	6	3	0.0	0	0	0	0	0	0	7	1.07	7.50	1.00	
<u>YES</u>	933	147	0%	0%	<u>Davis R, MIN</u>	DET	4	3	0.0	0	0	0	1	0	0	7	1.07	7.50	0.00	
<u>YES</u>	933	147	0%	0%	<u>Grigsby B, KC</u>	OAK	6	3	0.0	0	0	0	0	0	0	7	1.07	7.50	3.50	
<u>YES</u>	933	147	0%	0%	<u>Rainer W, DET</u>	@MIN	7	1	0.0	0	0	0	0	0	0	7	1.07	7.50	1.00	
<u>YES</u>	933	147	0%	0%	<u>Reese I, ATL</u>	@MIA	5	3	0.0	1	0	0	0	0	0	7	1.07	7.50	0.00	
<u>YES</u>	-	170	0%	0%	<u>Green L, DEN</u>	bye	5	2	0.0	0	0	0	0	0	0	6	1.00	6.00	2.00	
<u>YES</u>	-	175	0%	0%	<u>Griffin K, KC</u>	OAK	3	0	0.0	0	0	0	0	1	0	4	1.00	4.00	1.00	
<u>YES</u>	-	194	0%	0%	<u>Tufts S, CAR</u>	@TB	3	0	0.0	0	0	0	0	0	0	3	1.00	3.00	0.00	
<u>YES</u>	-	194	0%	0%	<u>Thomas P, JAC</u>	HOU	3	0	0.0	0	0	0	0	0	0	3	1.00	3.00	1.00	
<u>YES</u>	-	203	0%	0%	<u>Cash A, ATL</u>	@MIA	2	0	0.0	0	0	0	0	0	0	2	1.00	2.00	0.00	
<u>YES</u>	-	203	0%	0%	<u>Ezekiel L, BUF</u>	bye	2	0	0.0	0	0	0	0	0	0	2	1.00	2.00	0.00	
<u>YES</u>	-	203	0%	0%	<u>Moreno Z, PHI</u>	@WAS	P	1	2	0.0	0	0	0	0	0	2	1.00	2.00	2.00	
<u>YES</u>	-	203	0%	0%	<u>Odom J, CHI</u>	@NO	IR	1	0	0.0	0	0	0	0	1	0	2	1.00	2.00	0.00
<u>YES</u>	973	159	2%	1%	<u>Draft C, CAR</u>	@TB	5	2	0.0	1	0	0	0	0	0	7	1.00	7.00	1.00	
<u>YES</u>	973	159	0%	0%	<u>Faulk T, STL</u>	bye	8	0	0.0	0	0	0	0	0	0	8	1.00	8.00	1.00	
<u>YES</u>	998	163	0%	0%	<u>Blackburn C, NYG</u>	@SF	5	0	0.0	0	0	0	0	1	0	6	1.00	6.00	3.00	
<u>YES</u>	998	163	0%	0%	<u>Chatham M, NE</u>	IND	4	4	0.0	0	0	0	0	0	0	6	1.00	6.00	1.00	
<u>YES</u>	998	163	0%	0%	<u>Myers R, NYJ</u>	SD	5	2	0.0	0	0	0	0	0	0	6	1.00	6.00	0.00	
<u>YES</u>	998	163	0%	0%	<u>Spencer C, TEN</u>	@CLE	7	1	0.0	0	0	0	0	0	0	8	0.94	7.50	0.00	
<u>YES</u>	998	163	0%	0%	<u>Glenn J, MIA</u>	ATL	6	1	0.0	0	0	0	0	0	0	7	0.93	6.50	1.00	
<u>YES</u>	-	175	0%	0%	<u>Joe L, CHI</u>	@NO	4	1	0.0	0	0	0	0	0	0	5	0.90	4.50	1.50	
<u>YES</u>	-	175	0%	0%	<u>Short J, PHI</u>	@WAS	P	4	1	0.0	0	0	0	0	0	5	0.90	4.50	0.00	
<u>YES</u>	-	175	0%	0%	<u>Speegle N, CLE</u>	TEN	4	1	0.0	0	0	0	0	0	0	5	0.90	4.50	1.00	

YES	-	172	0%	0%	Wahlroos D, STL	bye	5	1	0.0	0	0	0	0	0	0	7	0.79	5.50	1.00
YES	-	172	0%	0%	Gardner B, NYJ	SD	4	2	0.0	0	0	0	0	0	0	7	0.71	5.00	0.00
YES	-	172	0%	0%	Johnson T, OAK	@KC	4	2	0.0	0	0	0	0	0	0	7	0.71	5.00	1.00
YES	-	175	0%	0%	Mitchell L, ARI	SEA		4	0	0.0	0	0	0	0	0	6	0.67	4.00	2.00
YES	-	192	0%	0%	Burnett K, DAL	bye	4	0	0.0	0	0	0	0	0	0	6	0.67	4.00	1.00
YES	-	203	0%	0%	Johnson E, ARI	SEA		2	0	0.0	0	0	0	0	0	3	0.67	2.00	0.00
YES	-	203	0%	0%	Mallard W, NE	IND	2	0	0.0	0	0	0	0	0	0	3	0.67	2.00	0.00
YES	-	175	1%	0%	Morris R, IND	@NE	3	3	0.0	0	0	0	0	0	0	7	0.64	4.50	0.00
YES	-	175	0%	0%	Unck M, CLE	TEN	4	1	0.0	0	0	0	0	0	0	7	0.64	4.50	1.50
YES	-	175	0%	0%	Haggan M, BUF	bye	4	2	0.0	0	0	0	0	0	0	8	0.63	5.00	1.00
YES	-	175	0%	0%	Wilkins M, CIN	@BAL	4	2	0.0	0	0	0	0	0	0	8	0.63	5.00	0.00
YES	-	192	0%	0%	Wright K, NYJ	SD	3	1	0.0	0	0	0	0	0	0	7	0.50	3.50	0.00
YES	-	214	0%	0%	Chamberlin F, HOU	@JAC	0	1	0.0	0	0	0	0	0	0	1	0.50	0.50	0.00
YES	-	214	0%	0%	Gardner G, IND	@NE	1	0	0.0	0	0	0	0	0	0	2	0.50	1.00	0.00
YES	-	214	1%	0%	Green B, NYG	@SF		1	0	0.0	0	0	0	0	0	2	0.50	1.00	0.00
YES	-	214	0%	0%	Nelson J, BAL	CIN	1	0	0.0	0	0	0	0	0	0	2	0.50	1.00	0.00
YES	-	194	0%	0%	Campbell K, WAS	PHI	3	0	0.0	0	0	0	0	0	0	7	0.43	3.00	0.00
YES	-	194	0%	0%	Gilbert T, JAC	HOU	2	2	0.0	0	0	0	0	0	0	7	0.43	3.00	0.00
YES	-	194	0%	0%	Kriewaldt C, PIT	@GB	3	0	0.0	0	0	0	0	0	0	7	0.43	3.00	0.00
YES	-	194	0%	0%	White T, JAC	HOU	3	0	0.0	0	0	0	0	0	0	7	0.43	3.00	1.00
YES	-	203	0%	0%	Fowler R, DAL	bye	2	1	0.0	0	0	0	0	0	0	6	0.42	2.50	1.50
YES	-	203	0%	0%	Stevens L, CIN	@BAL	2	1	0.0	0	0	0	0	0	0	6	0.42	2.50	1.50
YES	-	203	0%	0%	Melton T, NO	CHI	1	3	0.0	0	0	0	0	0	0	7	0.36	2.50	0.00
YES	-	203	0%	0%	Chukwurah P, DEN	bye	2	0	0.0	0	0	0	0	0	0	6	0.33	2.00	0.00
YES	-	214	0%	0%	Koutouvides N, SEA	@ARI	1	0	0.0	0	0	0	0	0	0	3	0.33	1.00	0.00
YES	-	213	0%	0%	Banta-Cain T, NE	IND	1	0	0.0	0	0	0	0	0	0	5	0.31	1.56	1.56
YES	-	214	1%	0%	Pope D, MIA	ATL	1	0	0.0	0	0	0	0	0	0	4	0.25	1.00	1.00
YES	-	214	0%	0%	Blackstock D, ARI	SEA	0	1	0.0	0	0	0	0	0	0	5	0.10	0.50	0.00
YES	-	214	0%	0%	Moore E, MIA	ATL		0	1	0.0	0	0	0	0	0	5	0.10	0.50	0.00

221 players listed. Note: Sorting over 150 rows may take a while. Please be patient.

UNRANKED LB PLAYERS (ALL)

Int Fumble Points

Avl	Player, Team	Opp	Inj	Tkl	Ast	Sack	PD	Int	TD	FF	FR	TD	GP	Avg	Total	Last
YES	Beck J, ATL	@MIA	IR	0	0	0.0	0	0	0	0	0	0	0	0.00	0.00	0.00
YES	Bergeron D, PHI	@WAS		0	0	0.0	0	0	0	0	0	0	0	0.00	0.00	0.00
YES	Claridge R, NE	IND	IR	0	0	0.0	0	0	0	0	0	0	0	0.00	0.00	0.00
YES	Hagler T, IND	@NE	O	0	0	0.0	0	0	0	0	0	0	0	0.00	0.00	0.00
YES	Huckeba J, SEA	@ARI	IR	0	0	0.0	0	0	0	0	0	0	0	0.00	0.00	0.00
YES	McCoy M, PHI	@WAS		0	0	0.0	0	0	0	0	0	0	1	0.00	0.00	0.00
YES	McCune R, WAS	PHI		0	0	0.0	0	0	0	0	0	0	0	0.00	0.00	0.00
YES	Newberry J, WAS	PHI		0	0	0.0	0	0	0	0	0	0	0	0.00	0.00	0.00
YES	Pettway K, HOU	@JAC		0	0	0.0	0	0	0	0	0	0	0	0.00	0.00	0.00
YES	Smith M, BAL	CIN		0	0	0.0	0	0	0	0	0	0	1	0.00	0.00	0.00
YES	Wallace R, PIT	@GB		0	0	0.0	0	0	0	0	0	0	1	0.00	0.00	0.00
YES	Wortham C, SEA	@ARI		0	0	0.0	0	0	0	0	0	0	0	0.00	0.00	0.00

12 players listed.

[Back to previous page](#)

© 2004 - 2005 Fantasy Sports Acquisition, LLC. A [FUN Technologies](#) Company. All Rights Reserved
 Your use of this website constitutes acceptance of our [Privacy Policy](#) and [Terms of Service](#)